

# PRODUCT CATALOGUE

40+ YEARS EXCELLENCE & MORE IN DIAGNOSTICS

# CONTENTS

**01** Company Profile  
01–14

**02** Hematology  
15–24

**03** Flow Cytometer  
25–30

**04** Urinalysis  
31–44

**05** Biochemistry  
45–56

**06** Point of Care Testing  
57–62

**07** Veterinary  
63–70

URINIT 40<sup>th</sup>



URIT

# Company Profile

## About Us

URIT is a pioneering enterprise in China with a dedicated team of over 2,000 professionals that has been committed to providing In Vitro Diagnostics(IVD) since its inception in 1984.

## What We Provide

Building on our top-tier reputation in the fields of urinalysis, hematology, biochemistry, POCT, flow cytometer and veterinary diagnostics, allowing us to provide comprehensive solutions to different laboratories worldwide.

## What We Pursue

Emerging as the frontrunner in clinical laboratory diagnostics worldwide.

## Why Choose Us

- Solid R&D strength with 500+ experts with decades experience.
- Revolutionary integrating Artificial Intelligence (AI) into IVD field.
- Products qualified by ISO9001, ISO13485 & ISO14001, CE & FDA etc.
- Professional services with 40 years accumulation.



COVERING OVER  
130,000 m<sup>2</sup>

▼ New Research & Production Building





# HONOR



URIT 40<sup>th</sup>

- China No.1 for urine products
- The No. 2 exporter of IVD instruments in China
- Urine products venture into space 3 times since 2016 and to be continued...
- Engaging in global market for 20+ years, benefits 180+ countries and regions worldwide
- 200+ products obtained RoHS environmental certification
- Possessing international standard EMC laboratory
- CNAS laboratory accreditation
- NCCL EQA Certificate
- National Major Special Project Unit of High-performance Medical Diagnosis Equipment
- National Service-oriented Manufacturing Demonstration Enterprise





## R&D ORIENTED



 500+ 
  15% 
  1000+

- 500+ R&D experts with decades experience
- Invest 15% of annual sales into R&D
- Obtained 1000+ technical patents



# STRICT QUALITY COMMITMENT

- ISO9001, ISO13485 & ISO14001 certified
- High quality products with CE & FDA certificates
- High productivity with 6S management
- Advanced production line for analyzers and reagents
- Modern management for warehousing and logistics







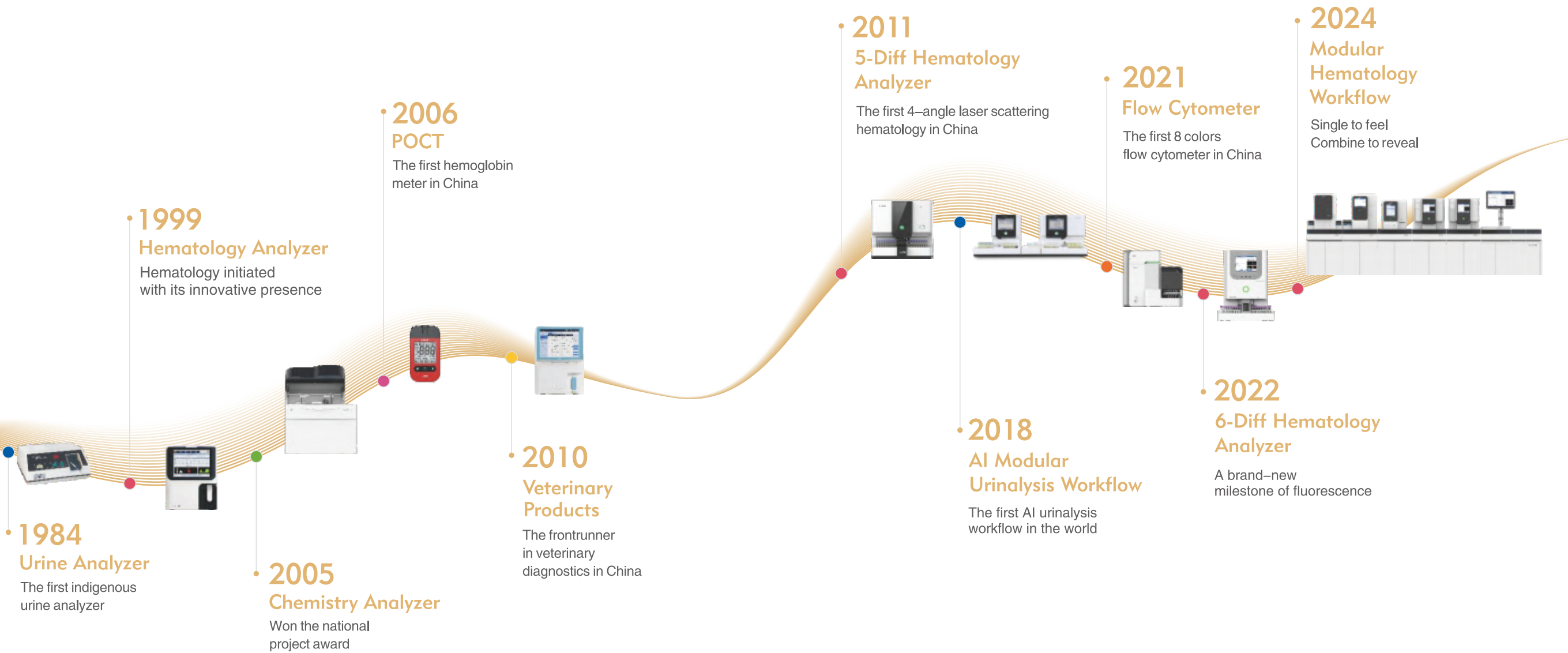
## STRONG MARKETING NETWORK

- Serving **180+** countries and regions, **30+** local offices
- **40+** global exhibitions & academic conferences
- Regional **benchmarking** laboratory
- Sales growth CAGR more than **25%**

## SATISFYING SERVICE GUARANTEE

- Service centers in **30+** countries
- **60+** professional engineers overseas
- **24 x 7** technical support, around-the-clock response
- Support product **training** for distributors
- **Local** spare parts centers

# OUR ACHIEVEMENTS





# HEMATOLOGY

- 20+ years experience in hematology analyzer and reagent
- 100+ specialists in hematology R&D team with solid and advanced technology accumulation
- Innovate to superior fluorescence flow cytometry
- Complete range of 5-diff series with RETIC



# BS-7000 SERIES

## MODULAR HEMATOLOGY WORKFLOW

- Up to 600 T/H
- Customized configuration, Complete laboratory solution
- Specific protein analyzer assists in inflammation analysis
- Online cells microscope with slide preparation and morphology unit



# BH-6580

## 6-PART-DIFF HEMATOLOGY ANALYZER

- Up to 150 T/H
- Go further with fluorescence
- 44 reportable parameters and 59 research parameters
- Dual-channel PLT (PLT-I & PLT-O)
- Smart monitoring of accessory life
- Intelligent multiplication ensure accuracy for low-value WBC



\*Functions with an attached PC

# IP-1050P

## SPECIFIC PROTEIN MODULE

- Up to 120 T/H
- Patented turbidimetry+nephelometry, perfect repeatability & sensitivity
- Permanent cup, cost-effective



# MP-1200

## SLIDE PREPARATION MODULE

- Up to 120 slides/hour
- Blood membrane high-definition picture available
- Intelligently adjust the push parameters based on blood HCT



# BM-200

## CELL MORPHOLOGY MODULE

- Up to 60 slides/hour
- AI image recognition
- High-speed movement & High-speed focusing



\*Functions with an attached PC

# BH-6180

## 6-PART-DIFF HEMATOLOGY ANALYZER

- Up to 110T/H
- Go further with fluorescence
- 44 reportable parameters and 61 research parameters
- Smart capillary blood testing
- Dual-channel PLT (PLT-I & PLT-O)
- Smart monitoring of accessory life
- Dedicated channel for HPC (hematopoietic progenitor cell) alarm



\*Functions with an attached PC

# BH-5390

## 5-PART-DIFF HEMATOLOGY ANALYZER

- Up to 90 T/H
- 49 parameters including body-fluid and RETIC parameters
- Leukemia screening from BLAST% & BLAST# (research parameters)
- Reticulocyte test: RETIC\_ABC, RETIC%, IRF



\*Functions with an attached PC

# BH-5100

## 5-PART-DIFF HEMATOLOGY ANALYZER

- Up to 60 T/H
- Reticulocyte test: RETIC\_ABS, RETIC%, IRF
- 34 parameters, 2 histograms, 2 scatter grams
- The combination of WIC and WOC for WBC counting
- On board storage capacity of 200,000 samples with all grams



# BH-51S

## 5-PART-DIFF HEMATOLOGY ANALYZER

- Up to 70 T/H
- 34 parameters including RETIC parameters
- Smaller yet powerful
- 3-reagent system with built-in lyse
- Close tube aspiration optional



# BH-5160CRP

## 5-PART-DIFF HEMATOLOGY+CRP

- Up to 70 T/H, 37 parameters including RETIC parameters
- Close tube aspiration
- Upgraded 5L31 lyse for difficult-to-dissolve samples
- CRP analysis
  - › CRP CS51 lyse and CRP 5C12 latex
  - › Control QC12 and Calibrator CA12








# BH-70P

## 3-PART-DIFF HEMATOLOGY ANALYZER






- Up to 72 T/H
- 22 parameters with P\_LCC, P\_LCR and 3 histograms
- Micro sample volume at 8.5µL for whole blood mode
- 2-reagent system (diluent & lyse), internal storage of lyse
- On board storage capacity of 1,000,000 samples results
- RFID reagent close system optional








*\*Additional models not listed such as URIT-5380, BH-5380CRP, URIT-5160, BH-40P, URIT-3000 Plus and etc. are still available. For a comprehensive overview, kindly visit our official website or contact the sales representative in your region.*

 Analyzer	 Product	 Model	 Packing	 Shelf Life
BH-6180	Diluent	BH-DS 68 BH DR 68	20L 200mL, 500mL	24 months; 60 days after opened
	Lyse	BH-LN 68 BH-LD 68 BH-LH 68 BH-LP 68	1L, 2L 1L, 2L 500mL, 1L 200mL, 500mL	
		BH-FR 68 BH-FN 68 BH-FD 68 BH-FP 68	6mL, 6mL × 2 12mL, 25mL, 25mL × 2 12mL, 25mL, 25mL × 2 6mL	
		Probe Cleaner	D 43 100ml, 4mL*50	
	URIT Hematology Control (Fluorescence)	HQ 60	Low level: 3.0mL × 1, 3.0mL × 3, 3.0mL × 6 Middle level: 3.0mL × 1, 3.0mL × 3, 3.0mL × 6 High level: 3.0mL × 1, 3.0mL × 3, 3.0mL × 6 3.0mL × 6 (2Low, 2Normal, 2High)	12 months; 90 days after opened
	URIT Hematology Calibrator (Fluorescence)	HC 60	2 x 3.0mL	12 months; 60 days after opened
	R&D Hematology Control	HQ-6D	4.5mL × 6 (2Low, 2Normal, 2High)	3 months; 14 days after opened; (2-8℃)
	R&D Hematology Calibrator	HQ-CAL	2 x 3.0mL	3 months; 1 day after opened; (2-8℃)
	Diluent	BH-DS 68 BH DR 68	20L 200mL, 500mL	75 days; 15 days after opened; (2-8℃)
	Lyse	BH-LN 68 BH-LD 68 BH-LH 68	1L, 2L 1L, 2L 500mL, 1L	45 days; 7 days after opened; (2-8℃)
BH-6580 BS-7000	Fluorescent dye	BH-FR 68 BH-FN 68 BH-FD 68	6mL, 6mL × 2 12mL, 25mL, 25mL×2 12mL, 25mL, 25mL×2	24 months; 60 days after opened
	Probe Cleaner	D 43	100ml, 4mL*50	12 months; 90 days after opened
	URIT Hematology Control (Fluorescence)	HQ 60	Low level: 3.0mL × 1, 3.0mL × 3, 3.0mL × 6 Middle level: 3.0mL × 1, 3.0mL × 3, 3.0mL × 6 High level: 3.0mL × 1, 3.0mL × 3, 3.0mL × 6 3.0mL × 6 (2Low, 2Normal, 2High)	12 months; 60 days after opened
	URIT Hematology Calibrator (Fluorescence)	HC 60	2 x 3.0mL	3 months; 14 days after opened; (2-8℃)
	R&D Hematology Control	HQ-6D	4.5mL × 6 (2Low, 2Normal, 2High)	3 months; 1 day after opened; (2-8℃)
	R&D Hematology Calibrator	HQ-CAL	2 x 3.0mL	75 days; 15 days after opened; (2-8℃)

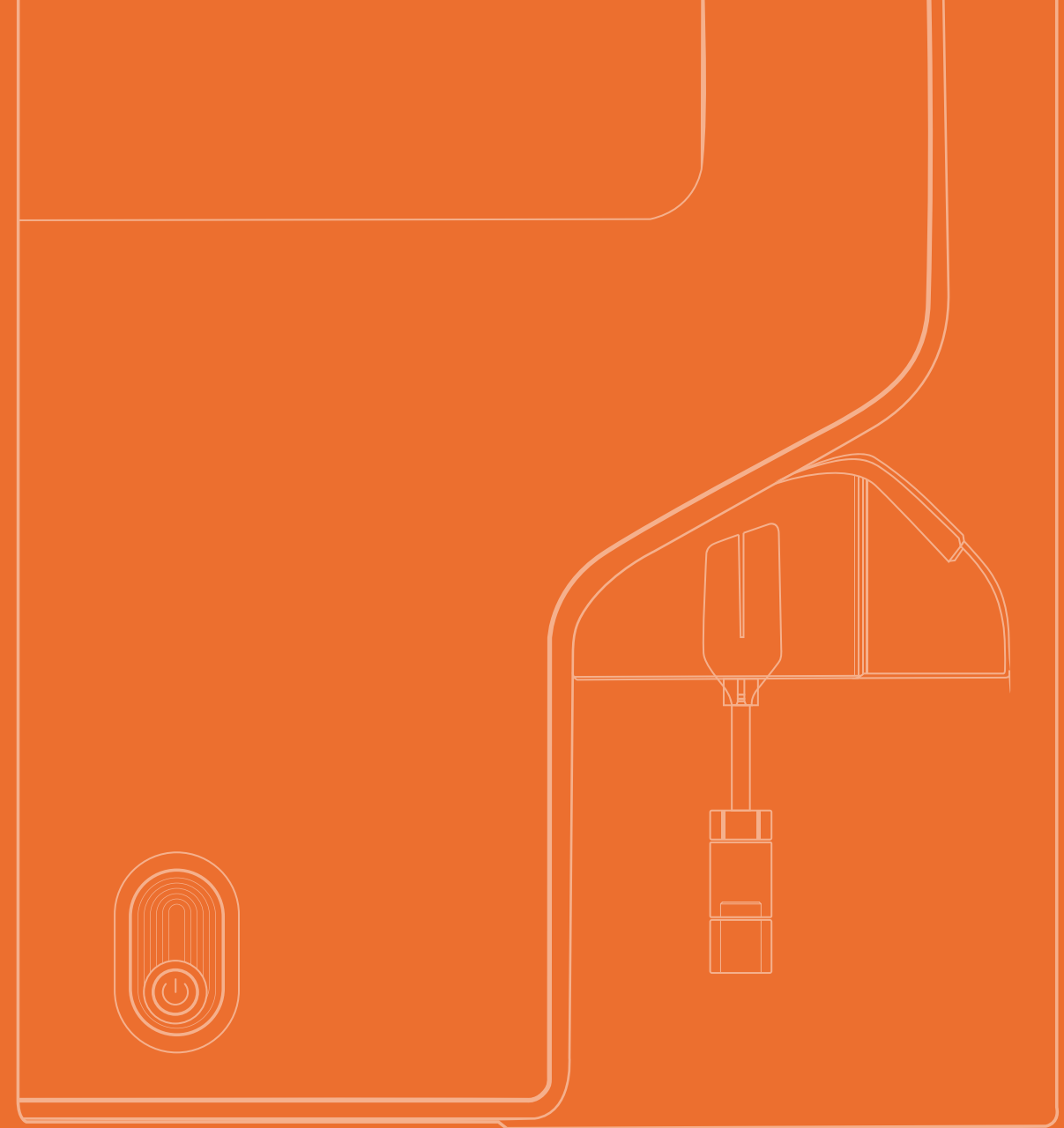


 Analyzer	 Product	 Model	 Packing	 Shelf Life
BH-5390 URIT-5160 BH-5100 BH-51S	Diluent	5D 11	5L, 10L, 20L	24 months; 60 days after opened
	Detergent (Not applicable to BH-51S)	D 46	5L, 10L, 20L	
	Lytic Reagent (Not applicable to BH-51S)	5L 11	500mL, 1L	
	Lytic Reagent (Only applicable to BH-51S)	5L 31	500mL, 1L	
	Sheath	5S 11	5L, 10L, 20L	
	Probe Cleaner	D 43	100mL	12 months; 60 days after opened
	Retic Reagent	R 11	4mL x 50 tubes/box	24 months; 1 day after opened
	URIT Hematology Control	HQ 51	Low level: 3.0mL x 1, 3.0mL x 6	5 months; 14 days after opened; (2-8℃)
			Middle level: 3.0mL x 1, 3.0mL x 6	
			High level: 3.0mL x 1, 3.0mL x 6	
			3.0mL x 6 (2Low, 2Normal, 2High)	
	URIT Hematology Calibrator	CA 11	3 x 3.0mL	3 months; 1 day after opened; (2-8℃)
	R&D Hematology Control	HQ-5DIFF	3.0mL x 6 (2Low, 2Normal, 2High)	3 months; 8 days after opened; (2-8℃)
	R&D Hematology Calibrator	HQ-CAL	2 x 3.0mL	45 days; 7 days after opened; (2-8℃)
BH-5390	Reticulocyte Control (For models with autoloader)	QC 31	level-1: 3.0mL x 1, 3.0mL x 6 level-2: 3.0mL x 1, 3.0mL x 6	6 months; 30 days after opened; (2-8℃)
URIT-5160 BH-5100 BH-51S	Reticulocyte Control (For models without autoloader)	QC 31	level-1: 3.0mL x 1, 3.0mL x 6 level-2: 3.0mL x 1, 3.0mL x 6	6 months; 30 days after opened; (2-8℃)

 Analyzer	 Product	 Model	 Packing	 Shelf Life
BH-70P BH-40P	Diluent	D 31	5L, 20L	24 months; 60 days after opened
	Lytic Reagent	L 21	500ml, 1L	
	Probe Cleaner	D 43	100ml	12 months; 60 days after opened
	URIT Hematology Control	QC 11	3.0mL x 6 (2Low, 2Normal, 2High)	3 months; 7 days after opened; (2-8℃)
	URIT Hematology Calibrator	CA 11	3 x 3.0mL	3 months; 1 day after opened; (2-8℃)
	R&D Hematology Control	HQ-3DIFF	3.0mL x 6 (2Low, 2Normal, 2High)	3 months; 14 days after opened; (2-8℃)
	R&D Hematology Calibrator	HQ-CAL	2 x 3.0mL	45 days; 7 days after opened; (2-8℃)
	Diluent	D 31	5L, 20L	24 months; 60 days after opened
URIT-3000Plus	Detergent	D 41	5L, 20L	
	Lytic Reagent	L 21	500ml, 1L	
	Probe Cleaner	D 43	100ml	12 months; 60 days after opened
	URIT Hematology Control	QC 11	3.0mL x 6 (2Low, 2Normal, 2High)	3 months; 7 days after opened; (2-8℃)
	URIT Hematology Calibrator	CA 11	3 x 3.0mL	3 months; 1 day after opened; (2-8℃)
	R&D Hematology Control	HQ-3DIFF	3.0mL x 6 (2Low, 2Normal, 2High)	3 months; 14 days after opened; (2-8℃)
	R&D Hematology Calibrator	HQ-CAL	2 x 3.0mL	45 days; 7 days after opened; (2-8℃)

# FLOW CYTOMETER

- See the unseen with flow cytometer
- 100+ R&D specialists with 20+ years experience
- Equiped with CD4+ cells count for HIV diagnose
- Contribute to medical research and development



# BF-730

## FLOW CYTOMETER

- Tri-laser, 4–14 colors
- **No Beads Cost**, innovative volumetric flow cytometry
- No consumable ceramic pump, cost-effective
- Higher fluorescence resolution, better LOD
- Temperature control of optical platform
- Fiber optic conduction, one-to-one signal reception



\*Functions with an attached PC

# BF-710

## FLOW CYTOMETER

- Dual-laser, 4–8 colors
- **No Beads Cost**, innovative volumetric flow cytometry
- No consumable ceramic pump, cost-effective
- Superior sensitivity with confocal optical system
- Ready to use without start preheating
- Auto-sampling tray optional



\*Functions with an attached PC

# BF-700

## FLOW CYTOMETER

- Dual-laser, 4–8 colors
- **No Beads Cost**, innovative volumetric flow cytometry
- No consumable ceramic pump, cost-effective
- Simplify testing, built-in experimental template
- Small body, silent run



\*Functions with an attached PC

# ML-600

## SAMPLE PREPARATION SYSTEM






- 60 S/H with preparation for 40 tubes at once
- **Walk-away** solution, fully automated process
- Secure, contamination-free operation
- Precise reagent pipetting ( ± 0.5 µl accuracy)
- Stand-alone or on track with BF-710, BF-730








\*Function with PC for standalone use



 Reagent	 Packing	 Estimated Consumption	 Shelf Life
Lyse	100mL/box	200 tests	24 months; 2 months after opened
Detergent	500mL/box	200 tests	
Sheath	4L/box	200 tests	
Fluorospheres	3 × 10mL/box	200 tests	24 months; 12 months after opened (2–8℃)
Probe Cleaner	100mL/box	20 times	12 months; 60 days after opened

 Combination	 Reagent	 Fluorescein	 Packing	 Shelf Life(2–8℃)
Sperm DNA Integrity Detection	Sperm nuclear integrity staining solution	/	20 tests/box	15 months; 21 days after opened
CD4+ T Lymphocyte Absolute Count	CD3 assay kit (Need Lyse)	FITC	100 tests/box	18 months; 8 months after opened
	CD8 assay kit (Need Lyse)	PE	100 tests/box	12 months; 8 months after opened
	CD45 assay kit (Need Lyse)	PerCP		
	CD4 assay kit (Need Lyse)	APC		

 Combination	 Reagent	 Fluorescein	 Packing	 Shelf Life(2–8℃)
T/B/NK Lymphocyte Subsets Detection	CD3 assay kit (Need Lyse) CD16 assay kit (Need Lyse) CD56 assay kit (Need Lyse)	FITC PE PE	100 tests/box	18 months; 8 months after opened
	CD8 assay kit (Need Lyse) CD45 assay kit (Need Lyse) CD19 assay kit (Need Lyse)	APC–Cy7 PerCP–Cy5.5 APC	100 tests/box	18 months; 6 months after opened
	CD4 assay kit (Need Lyse)	PE–Cy7	100 tests/box	12months; 6 months after opened
Programmed Death Protein–1 (PD–1) Detection	PD–1 (CD279) assay Kit (Need Lyse)	PE–Cy7	100 tests/box	12 months; 8 months after opened
	CD3 assay Kit (Need Lyse)	FITC	100 tests/box	18 months; 8 months after opened
	CD8 assay Kit (Need Lyse) CD45 assay Kit (Need Lyse) CD4 assay Kit (Need Lyse)	PE PerCP APC	100 tests/box	12 months; 8 months after opened
Cytokine Detection	Cytometric Bead Array (CBA) Human Cytokine 7–Plex Kit	LHYX	100 tests/box	12 months; 6 months after opened
	Cytometric Bead Array (CBA) Human Cytokine 9–Plex Kit			
	Cytometric Bead Array (CBA) Human Cytokine 12–Plex Kit			
Detection of Apoptosis	FITC Annexin V Apoptosis Detection Kit	/	50 tests/box 100 tests/box	18 months; 6 months after opened
	APC Annexin V Apoptosis Detection Kit	/	50 tests/box 100 tests/box	
Cell Cycle Detection	Cell Cycle Detection Kit	/	50 tests/box 100 tests/box	



# URINALYSIS

- Brought the 1<sup>st</sup> urine analyzer into China in 1984
- The 1<sup>st</sup> fully automated urine analyzer approved by FDA in China
- The 1<sup>st</sup> AI-Libre Urinalysis System in the world
- The 1<sup>st</sup> AI Urinalysis Workflow in the world
- 1,000,000+ urine analyzers installed worldwide
- 100+ R&D specialists and experts

# US-5000 SERIES

## AI MODULAR URINALYSIS WORKFLOW

- Up to 800 T/H
- Full urine detection workflow
- Specific protein, formed element, RBC phase information and dry chemistry results all in one
- Modular design and flexible configurations



I shape



L shape

U shape

# UC-1800

## AUTOMATIC URINE ANALYSIS MODULE

- FDA approved 510(k) K232317
- 480 T/H for stand-alone mode; 400 T/H for online mode
- 5 wavelengths CIS detection with real-time strip image display
- 14 parameters including CR, MA, CA and VitC
- Albumin-to-Creatinine Ratio (ACR) helps to screen early kidney disease
- Constant strip reaction temperature control



# UD-2330

## URINE SEDIMENT ANALYZER

- Up to 150 T/H
- Innovated laser flow cytometry + imaging flat flow cytometry two in one sediment analysis
- Auto-recognize 42+11 report sediment parameters
- Body fluid report parameters
- Mononuclear and Polymorphonuclear cells scattergrams for WBC
- Bacterial quantitative counting with differentiation between Gram-positive and Gram-negative



\*Functions with an attached PC

# IP-1050

## SPECIFIC PROTEIN MODULE

- Up to 120 T/H
- Nephelometry and turbidimetry principle
- Perfect repeatability & sensitivity
- Nature urine ready to test, centrifugation free
- ACR quantitative results
- Assist in the diagnosis of kidney disease



# ST-31

## SAMPLE POST-PROCESSING MODULE

- Up to 800 T/H
- Automatic validation, sorting and discarding samples
- 590 sample positions
- Ideal for high workload scenario



# US-2000 SERIES

## AI MODULAR URINALYSIS WORKFLOW

- World fastest urinalysis workflow
- 800 T/H for dry chemistry analysis; 400 T/H for sediment analysis
- AI technology (CNN, deep learning)
- Modular design & Multiplicate configurations



US-2000ZEUS



US-2000C bench top



US-2000P



US-2000SL

# UC-1800

## AUTOMATIC URINE ANALYSIS MODULE

- Refer to UC-1800 in US-5000



# UD-1320

## AUTO URINE SEDIMENT ANALYSIS MODULE

- 120 T/H for stand-alone mode; 100 T/H for online mode
- New physical parameters: conductivity and osmolality
- Real particles video replay
- AI technology (CNN, deep learning)
- 38+ auto-recognition parameters
- 800 pictures taken for each sample



\*Functions with an attached PC

# ST-31

## SAMPLE POST-PROCESSING MODULE

- Refer to ST-31 in US-5000






# US-1680

## AI-LIBRE URINALYSIS SYSTEM

- World first AI–Libre urinalysis system
- Compact, all in one design
  - 300 T/H for dry chemistry analysis
  - 120 T/H for sediment analysis
  - 120 T/H for both
- Real particles video replay
- AI technology (CNN, deep learning)
- 38+ auto–recognition parameters
- Real strip image display



\*Functions with an attached PC

# US-1000

## AI-LIBRE URINALYSIS ANALYZER

- Compact fully automated AI–Libre urinalysis analyzer
  - 300 T/H for dry chemistry analysis
  - 80 T/H for sediment analysis
  - 80 T/H for both
- 38+ auto–recognition sediment parameters, 14+2 chemistry parameters and 5 physical parameters
- Detergent and sheath, two constant reagents
- Integrated sample tube rotator



\*Functions with an attached PC

# US-500

## AI-LIBRE URINALYSIS ANALYZER

- World first semi–automatic AI–Libre urinalysis analyzer
- 60 T/H for dry chemistry analysis
  - 50 T/H for sediment analysis
  - 40 T/H for both
- Compact, two in one design
- AI technology (CNN, deep learning)
- Automation of microscope with raw big picture
- Ideal choice for small and medium size laboratory



# UC-600A

## URINE ANALYZER

- Up to 600 T/H
- 7–inch sensitive color touch screen
- 4 wavelengths cold LED light source
- Up to 18 parameters
- Complete control system with VitC



# URIT-560

## URINE ANALYZER

- Up to 600 T/H
- Real strip image display
- 18 parameters including ACR and PCR
- Foldable color touch screen
- CIS detector, faster and more accurate result
- Input more patient information
- Bar code reader optional
- URIT UQ–10, UQ–11 and UQ–14 control available



# UC-58

## URINE ANALYZER

- Up to 550 T/H
- 7–inch extra 50% resolution sensitive touch screen
- 18 parameters including ACR and PCR
- Real strip image display
- Temperature control system integrated
- Lithium battery enhanced



# UC-280A

## URINE ANALYZER

- Up to 300T/H
- 7–inch sensitive color touch screen
- 4 wavelengths cold LED light source
- Up to 18 parameters
- Complete control system with VitC



UC-32B

URINE ANALYZER

- Up to 80 T/H
- Up to 16 parameters including ACR and PCR
- Easy to use with bluetooth and wireless printer
- Auto–recognize strip type
- Color screen with touch button
- Automatic compensate urine color and pH interference
- 4 wavelengths LED colorimetry detection



UC-32A

URINE ANALYZER






- Up to 80 T/H
- Up to 16 parameters including ACR and PCR
- Easy to use with bluetooth and wireless printer
- Auto–recognize strip type
- Color screen with physical button
- Automatic compensate urine color and pH interference
- 4 wavelengths LED colorimetry detection



*\*Additional models not listed such as URIT-1280, URIT-1600, URIT-500B, URIT-500C, URIT-330, URIT-180, URIT-50, URIT-31 and etc. are still available. For a comprehensive overview, kindly visit our official website or contact the sales representative in your region.*

VISUAL READING URINE REAGENT STRIPS

Packing	100 strips/bottle										Shelf life (2–30℃)	24 months; 3 months after opened
	1V <sup>G</sup>	1V <sup>K</sup>	1V <sup>P</sup>	2V <sup>PG</sup>	3V <sup>PGp</sup>	4V <sup>PGpSP</sup>	5V	9V	10V	11V		
Nitrite								●	●	●		
pH					●	●	●	●	●	●		
Glucose	●			●	●	●	●	●	●	●		
Protein			●	●	●	●	●	●	●	●		
Occult Blood							●	●	●	●		
Ketone		●					●	●	●	●		
Bilirubin								●	●	●		
Urobilinogen								●	●	●		
SG						●		●	●	●		
Ascorbic Acid										●		
Leukocytes									●	●		

 Analyzer	 Product	 Model	 Packing	 Shelf Life
UC-1800 US-1680 US-1000	Urine Reagent Strip	URIT 11/12/14FA	100 strips/bottle	24 months; 3 months after opened
		UC 11/12/14FU		
	Urinalysis Control	URIT UQ-10	8mL/vial; 3 vials/set, in one box	12 months; 30 days after opened (2-8℃)
		URIT UQ-11, UQ-14	8mL/vial; 3 vials/set, in one box	
	Detergent for Auto Urine Analyzer	URIT D21 (Not applicable to US-1680)	500mL	24 months; 3 months after opened
	Maintenance Agent	URIT D22 (Not applicable to US-1680/US-1000)	1L	
	SG Calibrator	URIT YC2ST	2 × 8mL, in one box	12 months; 30 days after opened (2-8℃)
	SG Control	URIT YQ3STC	3 × 8mL, in one box	
		Level-1 (1.010)		
		Level-2 (1.030)		
		Level-3 (1.050)		
	Color Control	URIT YQ3STC	3 × 8mL, in one box	
		Red		
		Yellow		
Green				
Turbidity Calibrator	URIT YC2ST	2 × 8mL, in one box	2 × 8mL, in one box	
Turbidity Control	URIT YQ3STC			
	Level-1 Clear			
	Level-2 Turbidity			

 Analyzer	 Product	 Model	 Packing	 Shelf Life
UD-1320 US-1680 US-1000	Detergent	URIT D16	35mL	12 months; 60 days after opened
	Sheath	URIT S11	20L	24 months; 60 days after opened
	Focus Solution	URIT FC23	8mL/tube 4 tubes/box	9 months; 30 days after opened (2–8°C)
US-500 UD-500	Urine Reagent Strip	URIT 10G, 11G, 14G (Not applicable to UD-500)	100 strips/bottle	24 months; 3 months after opened
	Urinalysis Control	URIT UQ-10 (Not applicable to UD-500)	8mL/vial; 2 vials/set, in one box	12 months; 30 days after opened (2–8°C)
		URIT UQ-11, UQ-14 (Not applicable to UD-500)	8mL/vial; 3 vials/set, in one box	
	Detergent A	URIT D 11	5L	24 months; 60 days after opened
	Detergent C	URIT D 14	100mL	12 months; 60 days after opened
	US-500 UD-500 UD-1320 US-1680 US-1000	Urine Sediment Control	URIT QC22	8mL/vial, 4 vials/box
Level-1				
Level-2			40mL/bottle, in one box	
Level-3				
Level-4				
Urine Sediment Calibrator		URIT CA21	8mL/vial, in one box	3 months; 1 day after opened (2–8°C)
	40mL/bottle, in one box			



# BIOCHEMISTRY


- One of the most senior biochemistry products suppliers in China
- 100+ R&D specialists with more than 20 years experience
- Production area up to 13,000 m<sup>2</sup>
- Complete solution for chemistry analysis  
(analyzer, reagent, quality control and calibrator)



# CA-2000A

## AUTOMATIC CHEMISTRY ANALYZER

- Constant 1600 T/H, 1760 T/H with optional ISE
- Sample track system, easy loading realtime
- 18 stirrers for mixing and speed can be adjustable
- Maximum 4 modules can be connected together
- 449 sample positions, 220 reagent positions and 330 reaction cuvettes
- Solid direct heating incubation system
- Fully sealed grating optical system with 16 wavelengths



\*Functions with an optional PC

# CA-810B

## AUTOMATIC CHEMISTRY ANALYZER

- Constant 810 T/H, 1200 T/H with optional ISE
- 124 sample positions, 225 reagent positions and 161 reaction cuvettes
- 2 reagent trays, 1 independent sample tray
- 2 reagent probes, R1, R2, R3, R4 supported
- Solid direct heating incubation system
- 24 hours non-stop, 2~8℃ constant ice-free cooling system
- Fully sealed grating optical system with 16 wavelengths



\*Functions with an optional PC

# CA-640A

## AUTOMATIC CHEMISTRY ANALYZER

- Constant 640 T/H, 890 T/H with optional ISE
- 99 sample positions, 160 reagent positions and 120 reaction cuvettes
- 2 reagent trays, 1 independent sample tray
- 2 reagent probes, R1, R2, R3, R4 supported
- Solid direct heating incubation system
- 24 hours non-stop, 2~8℃ constant ice-free cooling system
- Fully sealed grating optical system with 16 wavelengths



\*Functions with an optional PC

# CA-430A

## AUTOMATIC CHEMISTRY ANALYZER

- Constant 430 T/H, 620 T/H with optional ISE
- 80 sample positions, 80 reagent positions and 120 reaction cuvettes
- Solid direct heating incubation system
- 24 hours non-stop, 2~8℃ constant ice-free cooling system
- Fully sealed grating optical system with 16 wavelengths



\*Functions with an optional PC

# CA-331A

## AUTOMATIC CHEMISTRY ANALYZER

- Constant 330 T/H, 540 T/H with optional ISE
- Bench top design
- 71 sample positions, 60 reagent positions and 120 reaction cuvettes
- Air bath heating incubation system
- 24 hours non-stop, 2~8℃ constant ice-free cooling system
- High accuracy filters optical system with 12 wavelengths



\*Functions with an optional PC

# CA-200

## AUTOMATIC CHEMISTRY ANALYZER

- Bench top compact design
- Random access, constant 200 T/H
- 48 reaction cuvettes, 60 reagent positions, 30 sample positions including detergent, standard, QC and STAT positions
- Durable ceramic syringes, 1 sample & reagent probe, 1 high-performance stirrer
- Air bath heating incubation system



\*Functions with an optional PC

# CA-150

## AUTOMATIC CHEMISTRY ANALYZER

- Constant 150T/H
- Mini bench top compact design
- 16 sample positions, 48 reagent positions and 48 reaction cuvettes
- Stirrer free
- Air bath heating incubation system



\*Functions with an optional PC

# CA-90

## SEMI-AUTOMATIC CHEMISTRY ANALYZER

- Biochemistry and coagulation test modes available
- Comprehensive incubation positions
  - > 12 for sample preparation
  - > 4 for coagulation reagent
  - > 10 for coagulation reaction cuvette
- Bubble detection
- Sample type: whole blood, serum, plasma, urine and cerebrospinal fluid
- 7-inch color touch screen
- High quality filters with 8 wavelengths



URIT-880

SEMI-AUTOMATIC CHEMISTRY ANALYZER

- 7–inch color touch screen
- High quality filters with 8 wavelengths
- 8 inner incubation positions
- Internal thermal printer
- Keyboard supported
- Large memory capacity 30,000 results storage
- Easy maintenance design







CA-80

SEMI-AUTOMATIC CHEMISTRY ANALYZER


- Compact yet robust
- Large 7–inch color touch screen
- High quality filters with 8 wavelengths
- Flowcell & disposable cuvette mode
- Reaction curve display and print







*\*Additional models not listed such as CA-810A, CA-801A, CA-431A, CA-351A, URIT-8280, URIT-8460, URIT-8400, URIT-8210, URIT-8031, URIT-8021A and etc. are still available.  
For a comprehensive overview, kindly visit our official website or contact the sales representative in your region.*

 Category	 Item	 Full Name and Method	 Shelf Life(2–8℃)
Liver Function	GGT	Y–Glutamyltransferase Reagent Kit (GCANA Substrate Method)	18 months*; 1 month after opened
	CHE	Cholinesterase Test Kit (Butyryl Thiocholine Substrate Method)	
	ALB	Albumin Reagent Kit (Bromocresol Green Method)	18 months; 1 month after opened
	TP	Total Protein Reagent Kit (Biuret Method)	18 months; 28 days after opened
	ALP	Alkaline Phosphatase Reagent Kit (NPP–Kinetic Substrate–AMP Buffer Method)	
	ALT	Alanine Aminotransferase Reagent Kit (Alanine Substrate Method)	
	AST	Aspartate Aminotransferase Reagent Kit (Aspartic Acid Substrate Method)	18 months*; 1 month after opened
	TBA	Total Bile Acid Reagent Kit (Enzymatic Cycling Method)	
	TB–VA	Total Bilirubin Reagent Kit (Vanadate Method)	
	DB–VA	Direct Bilirubin Reagent Kit (Vanadate Method)	
	PA	Prealbumin Test Kit (Immunoturbidimetric Assay)	12 months; 1 month after opened
	ADA	Adenosine Deaminase Test Kit (Peroxidase Method)	
	TB–DCA	Total Bilirubin Reagent Kit (Dichloroaniline Diazo Salt Method)	
	DB–DCA	Direct Bilirubin Reagent Kit (Dichloroaniline Diazo Salt Method)	18 months*; 1 month after opened
	AMM	Ammonia Test Kit (Glutamate dehydrogenase Assay)	
	LAP	Leucine Aminopeptidase Test Kit (L–Leucine p–nitroanilide hydrochloride substrate Assay)	
	MAO	Monoamine Oxidase Test Kit (Continuous Monitoring Method)	12 months; 1 month after opened



 Category	 Item	 Full Name and Method	 Shelf Life(2–8°C)
Kidney Function	RBP	Retinol Binding Protein Test Kit (Latex Enhanced Immunoturbidimetric Assay)	18 months* ; 1 month after opened
	5'-NT	5'-Nucleotidase Test Kit (Peroxidase Assay)	18 months* ; 1 month after opened
	mAST	Mitochondrial Aspartate Aminotranferase (mAST) Reagent Kit (Enzymatic Inhibition Method)	18 months* ; 1 month after opened
	AFU	α-L-Fucosidase (AFU) Assay Kit (CNPF substrate Method)	
	CR-OX	Creatinine Reagent Kit (Creatine Oxidase Method)	
	Urea	Urea /BUN Reagent Kit (Urease Continuous Monitoring Method)	18 months* ; 1 month after opened
	UA	Uric Acid Reagent Kit (Uricase–Peroxidase Method)	
	CSF/UTP	Cerebrospinal Fluid/Urine Total Protein Reagent Kit (Pyrogallol Red Method)	
	NAG	N–Acetyl–β–D–Glucosaminidase (NAG)Test Kit (MPT Method)	18 months* ; 1 month after opened
	UTF	Urinary Transferri Test Kit (Immunoturbidimetric Assay)	
	β <sub>2</sub> –MG	β <sub>2</sub> –Microglobulin Test Kit (Immunoturbidimetric Assay)	
	MALB	Microalbumin Test Kit (Immunoturbidimetric Assay)	18 months* ; 1 month after opened
	Cys–C	Cystatin C Test Kit (Immunoturbidimetric Assay)	18 months* ; 1 month after opened
	CO <sub>2</sub>	Carbon Dioxide Reagent Kit (PEPC Enzymatic Method)	12 months; 1 month after opened
	RBP (Urine)	Retinol Binding Protein Testing Kit (Immune turbidity assay)	18 months* ; 1 month after opened
	β <sub>2</sub> –MG (Urine)	β <sub>2</sub> –Microglobulin Testing Kit (latex immunoturbidimetric method)	
	α1–MG	α1–Microglobulin Testing Kit (Late Immunoturbidimetric Assay)	
	IgG (Urine)	Immunoglobulin G Testing Kit (Latex Immunoturbidimetric Method)	

 Category	 Item	 Full Name and Method	 Shelf Life(2–8°C)
Lipids	CHOL	Cholesterol Reagent Kit (Esterase–Peroxidase Method)	18 months* ; 1 month after opened
	TG	Triglycerides Reagent Kit (Enzymatic Method)	
	HDL–C	High–density Lipoprotein Cholesterol Reagent Kit (Direct Method–Selected Suppression Method)	
	LDL–C	Low–density Lipoprotein Cholesterol Reagent Kit (Direct Method–Surfactant Removal Method)	
	Apo A1	Apolipoprotein A1 Assay Kit (Immunoturbidimetric Assay )	12 months; 1 month after opened
	Apo B	Apolipoprotein B Reagent Kit (Immunoturbidimetric Assay)	
Cardiovascular	Lp(a)	Liporotein (a) Test Kit (Immunoturbidimetric Assay)	18 months* ; 1 month after opened
	HCY	Homocysteine Reagent Kit (Enzymatic Cycling Method)	12 months; 1 month after opened
	ACE	Angiotensin Converting Enzyme Test Kit (FAPGG substrate method)	18 months* ; 1 month after opened
Glucose	Glu–OX	Glucose Reagent Kit (Oxidase Method)	18 months* ; 28 days after opened
	Glu–HK	Glucose Reagent Kit (Hexokinase Method)	
	D3–H	D–3–Hydroxybutyrate Test Kit (D–3–Hydroxybutyrate Dehydrogenase Assay)	18 months* ; 1 month after opened
	HbA1c	Hemoglobin A1c testing kit (latex immunoturbidimetric method)	18 months* ; 1 month after opened
	GA	Glycated Albumin (GA) Assay Kit (Peroxidase Method)	12 months; 28 days after opened

 Category	 Item	 Full Name and Method	 Shelf Life(2–8℃)
Myocardial Enzyme	CK–NAC	Creatine Kinase Reagent Kit (Phosphocreatine Substrate Method)	18 months*; 1 month after opened
	α–HBDH	α–Hydroxybutyrate Dehydrogenase Reagent Kit (α–ketobutyric Acid Substrate Method)	12 months; 1 month after opened
	LDH	Lactate Dehydrogenase Reagent Kit (Lactic Acid Substrate Method)	18 months*; 1 month after opened
	CK–MB	Creatine Kinase MB Isoenzymes Reagent Kit (Immunosuppressive method)	18 months*; 1 month after opened
	LDH1	Lactate Dehydrogenase Isoenzyme 1 Reagent Kit (Chemical Inhibition Method)	18 months*; 1 month after opened
Rheumatism	ASO	Antistreptolysin O Test Kit (Immunoturbidimetric Assay)	18 months*; 1 month after opened
	RF	Rheumatoid Factor Protein Test Kit (Immunoturbidimetric Assay)	18 months*; 1 month after opened
	CRP	C–Reactive Protein Test Kit (Immunoturbidimetric Assay)	12 months; 1 month after opened
Immunoglobulin	IgG	Immunoglobulin G Test Kit (Immunoturbidimetric Assay)	12 months; 1 month after opened
	IgA	Immunoglobulin A Test Kit (Immunoturbidimetric Assay)	
	IgM	Immunoglobulin M Test Kit (Immunoturbidimetric Assay)	
	C3	Complement C3 Test Kit (Immunoturbidimetric Assay)	
	C4	Complement C4 Test Kit (Immunoturbidimetric Assay)	

 Category	 Item	 Full Name and Method	 Shelf Life(2–8℃)
Pancreas	α–AMY	α–Amylase Reagent Kit (EPS Substrate Method)	18 months*; 1 month after opened
	PAMY	Pancreatic Amylase Reagent Kit (EPS Substrate Method)	18 months*; 1 month after opened
Ion	Fe	Iron Reagent Kit (Ferrozine Method)	18 months*; 1 month after opened
	Ca	Calcium Reagent Kit (OCPC Method)	
	Mg	Magnesium Reagent Kit (Calmagite Method)	
	P	Inorganic Phosphorus Reagent Kit (Phosphomolybdate Method)	12 months; 14 days after opened
	Zn	Zinc Assay Kit (PAPS chromogenic agent Assay)	
Specific Protein	TF	Transferrin Test Kit (Immunoturbidimetric Assay)	18 months*; 1 month after opened
	FR–CRP	Full Range C–Reactive Protein Test Kit (Latex–Enhanced Immunoturbidimetric Assay)	18 months*; 1 month after opened
Others	LAC	Lactate Test Kit (Lactate oxidase method)	18 months*; 1 month after opened
	SA	Sialic Acid Test Kit (Enzymatic Method)	
OC and Calibrator	Multi–Calibrator	Multiple Biochemical Calibrators	18 months
	Multi–QC	Multiple Compound Quality Control	
Detergent	URIT–DC1	Alkaline Detergent for Chemistry Analyzer	18 months*; 60 days after opened ( –20℃~40℃ )

\*The above list comprises reagents marked with a specific asterisk (\*), whose validity period is about to be extended from the current 12 months to 18 months. Users are advised to meticulously verify the production date and validity period indications prior to use, to ensure that the reagents are utilized within their validity period, thereby safeguarding the accuracy and reliability of experimental results.

# POINT OF CARE TESTING

- 40+ years experience in dry chemistry strips
- Leading hemoglobin meter supplier worldwide
- Leading POC urine analyzer supplier worldwide
- FDA certified quality, safe and reliable
- Constantly enriching high quality POC portfolio to improve primary healthcare



# PH-01

## HEMOGLOBIN METER

- FDA listing number: D502214
- Siphon method
- Faster, 5 seconds to results
- Bluetooth optional
- PH 01 hemoglobin strip



# URIT-12

## HEMOGLOBIN METER

- FDA listing number: D502214
- Cute and reliable
- Fast, 5 seconds to results
- Factory Calibration with ICSH Standard
- H12 hemoglobin strip



# PFS-30

## BLOOD LIPID METER

- FDA listing number: D502216, D502218, D502219, D502220
- Advanced CHD risk assessment
- 5 in 1, TC, HDL, TG, LDL, TC/HDL
- Bluetooth optional
- PFS 30 TC/HDL/TG strip



# PD-60

## BLOOD GLUCOSE/URIC ACID/CHOLESTEROL METER

- 3 in 1, one test, three results
- Easy operation, 120 seconds to results
- Optical reflectance, more accurate
- PD 60 blood glucose/UA/TC strip



# PA-16

## URIC ACID METER

- FDA listing number: D491688
- Three-electrode strip, precise sampling
- Tiny sample volume, accurate results
- User friendly, bluetooth optional
- PA 16 uric acid strip



# URIT-10

## URIC ACID AND BLOOD GLUCOSE METER

- FDA listing number: D491688
- Three-electrode strip precise sampling
- 2 in 1, GLU+UA
- User friendly, tiny sample volume
- U10 uric acid and G25 blood glucose strip



# PB-51

## URIC ACID AND GLUCOSE METER

- Three-electrode strip, precise sampling
- 2 in 1, GLU+UA
- Tiny sample volume, accurate results
- Bluetooth optional
- PG 51 blood glucose strip and PA 16 uric acid strip



# URIT-28

## BLOOD GLUCOSE METER

- GDH-FAD
- 500 test results with date and time
- Strip ejector
- G28 blood glucose strip



# URIT-25

## BLOOD GLUCOSE METER

- GOD
- Average glucose level
- 500 test results with date and time
- 5 seconds to result
- G25 blood glucose strip



# URIT-82

## BLOOD GLUCOSE METER

- Auto-Code GOD
- Strip ejector
- 5 seconds to result
- G80 no coding blood glucose strip



# URIT-86

## BLOOD GLUCOSE METER

- Auto-Code GDH-FAD
- Ketone test indication
- Strip ejector
- 5 seconds to result
- G28 no coding blood glucose strip



# VETERINARY

- The first company in China started with urinalysis with exclusive software for veterinary use
- Over 30,000 vet analyzers installed globally
- World's top leading veterinary diagnostics supplier

## SMART-V5

### 5-PART-DIFF HEMATOLOGY ANALYZER


- Up to 60 T/H
- 34 parameters including RETIC\_ABS, RETIC%, IRF
- Flow Cytometry (FCM) + Multi Angle Scatter Separation (MASS)
- Multi-language software available (Tailor-Made)



## CA-200 Vet

### AUTOMATIC CHEMISTRY ANALYZER

- Constant 200 T/H
- Bench-top compact design
- Exclusive software for veterinary use
- High system reliability
- Minimal intervention demands

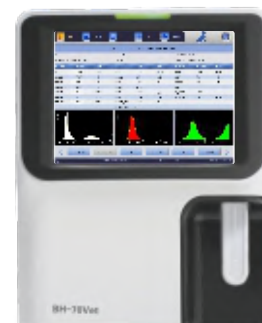


\*Functions with an optional PC

## BH-70 Vet

### 3-PART-DIFF HEMATOLOGY ANALYZER

- Up to 72 T/H, 21 parameters
- 2-reagent system, internal storage of lyse
- 10.4-inch big touch screen
- RFID reagent close system optional



## CA-80 Vet

### CHEMISTRY ANALYZER

- Large 7-inch color screen
- High quality filters with 8 wavelengths
- Flowcell & disposable cuvette mode
- Reaction curve display and print





US-500 Vet

AI-LIBRE VETERINARY URINALYSIS ANALYZER

- World first semi-automatic AI-Libre veterinary urinalysis analyzer
- Automation of microscope with raw big picture
- Compact, two in one design
- AI technology (CNN, deep learning)



UC-32B Vet

URINE ANALYZER

- Up to 80 T/H
- PCR for better diagnosis of renal disease
- Easy to use with big screen touch bar and bluetooth connection
- Up to 13+1 parameters on one strip



URIT-12 Vet

HEMOGLOBIN METER

- Excellent performance, CV<3%
- Easy operation, result in 5 seconds
- Multiple species available
- Strip at room temperature storage
- Exclusive software for veterinary use








URIT-25 Vet






BLOOD GLUCOSE METER

- Accurate and reliable
- Fast, result in 5 seconds
- Average glucose level
- Tiny sample volume
- 500 memories




*\* This list only showcases a selection of veterinary models. For a wider range of options, please contact your regional sales representative for complete information.*

 Analyzer	 Product	 Model	 Packing	 Shelf Life
US-500Vet UD-500Vet	Urine Reagent Strips	UC VET 13 Plus (Not applicable to UD-500Vet )	100 strips/bottle	24 months; 3 months after opened
	Urinalysis Control	URIT UQ-10 (Not applicable to UD-500Vet )	8mL/vial; 2 vials/set, in one box	12 months; 15 days after opened (2-8℃)
		URIT UQ-11, UQ-14 (Not applicable to UD-500Vet )	8mL/vial; 3 vials/set, in one box	
	Detergent	UDE-50Vet	1.6L+30mL. 2 detergents in one bag	12 months; 60 days after opened
	Sediment QC for Vet	UQC-50Vet Level-0, Level-1, Level-2, Level-3	8mL*4, in one box	6 months; 30 days after opened (2-8℃)
UC-32BVet	Urine Reagent Strips	UC VET 10 UC VET 11 UC VET 12 UC VET 13 Plus	100 strips/bottle	24 months; 3 months after opened
	Urinalysis Control	URIT UQ-10	8mL/vial; 2 vials/set, in one box	12 months; 15 days after opened (2-8℃)
		URIT UQ-11, UQ-14	8mL/vial; 3 vials/set, in one box	

 Analyzer	 Product	 Model	 Packing	 Shelf Life
Smart-V5	Diluent	5D 11 Vet	5L, 10L, 20L	24 months; 60 days after opened
	Detergent	D46 Vet	5L, 10L, 20L	
	Lytic Reagent	5L 11 Vet	500mL, 1L	
	Sheath	5S 11 Vet	5L, 10L, 20L	
	Probe Cleaner	D 43	100mL	12 months; 60 days after opened
	Retic Reagent	R11 Vet	4mL x 50 tubes/box	24 months; 1 day after opened
	URIT Hematology Control	HQ 51	Low level: 3.0mL x 1, 3.0mL x 6 Middle level: 3.0mL x 1, 3.0mL x 6 High level: 3.0mL x 1, 3.0mL x 6 3.0mL x 6 (2Low, 2Normal, 2High)	5 months; 14 days after opened (2-8℃)
	URIT Hematology Calibrator	CA 11	3 x 3.0mL	3 months; 1 day after opened (2-8℃)
	R&D Hematology Control	HQ-5DIFF	3.0mL x 6 (2Low, 2Normal, 2High)	3 months; 8 days after opened (2-8℃)
BH-70 Vet	R&D Hematology Calibrator	HQ-CAL	2 x 3.0mL	45 days; 7 days after opened (2-8℃)
	Reticulocyte Control (For models without autoloader)	QC 31	level-1: 3.0mL x 1, 3.0mL x 6 level-2: 3.0mL x 1, 3.0mL x 6	6 months; 30 days after opened (2-8℃)
	Diluent	AD 11	5L, 20L	24 months; 60 days after opened
	Lytic Reagent	AL 11	500ml, 1L	
	Probe Cleaner	D 43	100ml	12 months; 60 days after opened
	URIT Hematology Control	QC 11	3.0mL x 6 (2Low, 2Normal, 2High)	3 months; 7 days after opened (2-8℃)
	URIT Hematology Calibrator	CA 11	3 x 3.0mL	3 months; 1 day after opened (2-8℃)
	R&D Hematology Control	HQ-3DIFF	3.0mL x 6 (2Low, 2Normal, 2High)	3 months; 14 days after opened (2-8℃)
	R&D Hematology Calibrator	HQ-CAL	2 x 3.0mL	45 days; 7 days after opened (2-8℃)

*40+ YEARS EXCELLENCE &  
MORE IN DIAGNOSTICS*



North America

South America

Europe

Africa

CIS

Middle East

Asia

URIT

# VISION

To be the World's Leading  
Diagnostics Supplier!

# MISSION

Diagnostics Brightens Life!

## URIT Medical Electronic Co., Ltd.

### Head Office

Add.: No. D-07 Information Industry District, High-tech Zone,  
Guilin, Guangxi, 541004, P.R. China  
Tel: +86-773-2288586 Fax: +86-773-2288560  
E-mail: export@uritest.com service@uritest.com  
<http://www.urit.com>

### Shenzhen Office

Add.: Room EJ, 24th Floor, New Baohui Building, Nanshai Road,  
Nanshan District, Shenzhen, P.R. China  
Tel: +86-755-26413721

Rev: 202408-1 ( 20240810 )

